



*Erasmus+ KA2 Knowledge Alliances project  
“Greening Energy Market and Finance – GrEnFln”*

AGREEMENT NUMBER: 612408  
PROJECT NUMBER: 612408 – EPP-1-2019-1-EPPKA2-KA

**WP10 – D10.1 - Final reports concerning the internal evaluation of the results:**

**Evaluation Report Local Workshops – Umbrella organization meeting M13**





Work Package (WP)	WP10 - PROJECT EVALUATION
WP Leader	WU
Deliverable Title and Number	WP10 – D10.1 - Final reports concerning the internal evaluation of the results: Evaluation Report Local Workshops – Umbrella organization meeting M13
Release date	1/12/2020
Version	Version 1
Dissemination Level	Public
Authors	WU – Régis Gourdel
Revised and Approved by	Prof. Silvia Romagnoli

## INDEX

### Evaluation Report Local Workshops

*Introduction*

**Umbrella organization meeting**

**Conclusions & next steps**

Errore. Il segnalibro non è definito.

3

4

7





## Evaluation report Local workshop : Umbrella Organization meeting

*Evaluation of UNIBO Umbrella event  
November 2020*

### *Introduction*

In the context of WP10, Milestone 10.1, Deliverable 10.1 = 10.2, the current report addresses the consultation conducted on the GrEnFin platform to gather feedback on the Umbrella event conducted by UNIBO.

The relevant KPIs for this milestone are:

- PI 10.1 All questionnaires have been delivered
- PI 10.2 Rate of responsiveness to questionnaires (above 80%: satisfactory/below 50%: unsatisfactory)
- PI 10.3 Satisfaction with the evaluation of the results reported by the partners (1 satisfactory - 5 unsatisfactory)
- PI 10.4 Compliance with the project/evaluation plan and respect of the deadlines (1-5).



## Umbrella organization meeting

This event was conducted on the 17th of November 2020. It was organized by UNIBO, in Italian, and aimed at introducing the GrEnFin project to a number of local stakeholders. All participants were directly invited by GrEnFin partners.

Evaluation of the KPIs:

- PI 10.1: the questionnaire was communicated to all, in that it is satisfactory.
- PI 10.2: the rate of response has been unsatisfactory, with a total of six answers for 37 attendants.
- PI 10.3: **4/5**. The reported satisfaction was high regarding the organization, the structure and the different parts of the event.
- PI 10.4: **5/5**, the calendar positioning of the event has complicated regular plans, but that could be well integrated.

Furthermore, a number of insights can be derived from the responses given to the questionnaire, in spite of their very limited number. They also need to be interpreted in light of the material that was presented to the participants, i.e. reflecting a perception conditional on our current stage of development.

First, participants were asked what they see as the key strengths of the GrEnFin program. The international dimension was the most chosen option, followed by the fitting of the approach to industry needs and the transverse design.

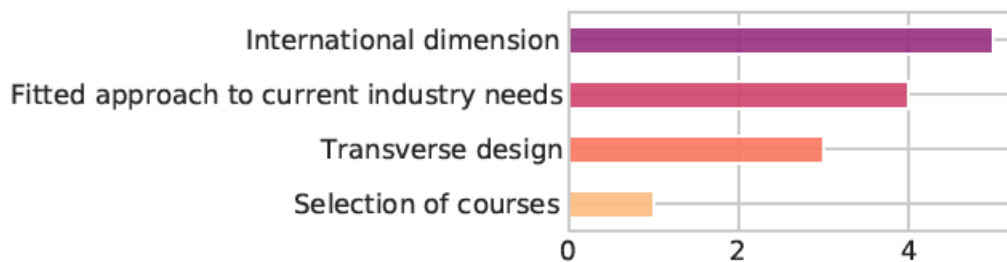


Figure 1: strengths of GrEnFin identified by respondents (x axis in number of respondents approving)

Next, participants were asked to point to what they perceive as limitations of the programs. Here, the lack of market demand was the most chosen, followed by the structure of the professional module. Note that the option “Structure of the master program” was not picked by any participant, which might be less indicative as the master program is at a less advanced stage.

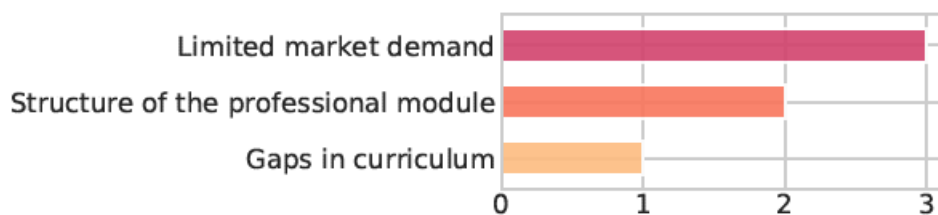


Figure 2: limitations of GrEnFin as seen by respondents (x axis in number of respondents approving)

The next questions were dealing with the professional experience of participants, and they were first asked to evaluate the importance of sustainable energy and finance, for themselves and their company more broadly, on a 1 to 5 scale. The distribution of answers is reported in Figure 3, where we can observe a significant variance in the individual responses but a clear importance of the topic at the company level.

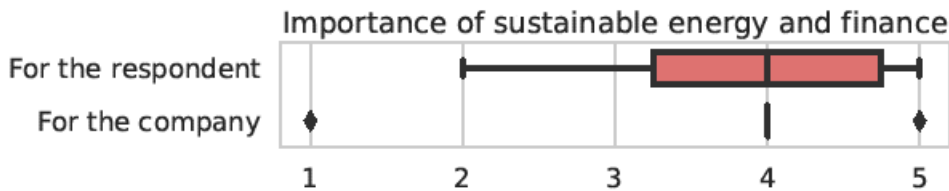


Figure 3: personal perspective on the importance of sustainable energy and finance, distributions of ratings on a scale from 1 to 5

Next was a question on the nature of the gaps in the respondent’s profession when it comes to sustainable energy and finance. As reported in Figure 4, every option was picked by at least one third of the respondents. This suggests that all of them are of some relevance, with financial and regulatory aspects being slightly preferred.



Figure 4: identified gaps within the profession (x axis in number of respondents approving)

Then, participants were asked about their expectations from the professional module more specifically. We note here again an interest for financial skills and transversality, completed by research engagement. Note that the option “Deeper understanding of engineering issues” was not picked by any respondent, suggesting that this aspect is of less interest for them, even though two participants identified it as a gap previously.

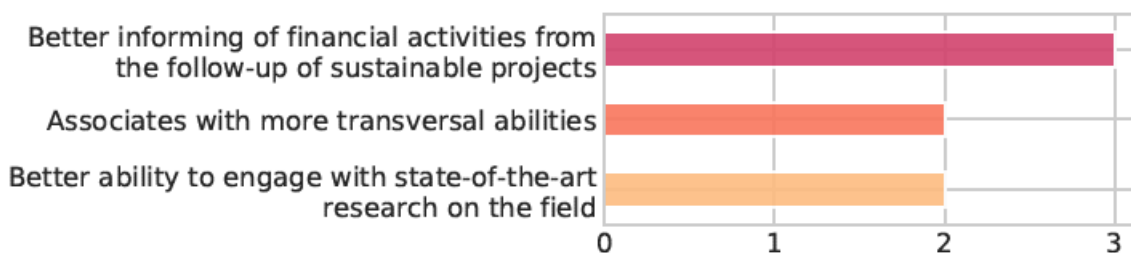


Figure 5: expectations from professional modules (x axis in number of respondents approving)

Furthermore, when asked whether they would be interested in becoming GrEnFin partners, three participants responded affirmatively (although it is unclear regarding two of them whether they represent institutions that could in fact be eligible) and two others expressed an interest for other involvements.



Figure 6 reports on the engagement with suggested types of involvement. What appears in fact is that the participation to professional modules and internship offers to graduates are the most chosen, both not requiring being a GrEnFin partner.

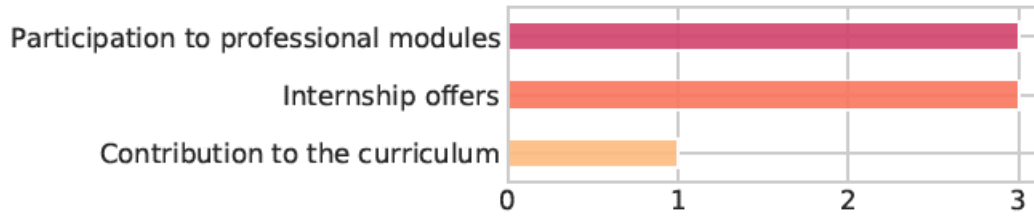


Figure 6: types of involvement preferred (x axis in number of respondents approving)



### Conclusions & next steps

Overall, the event reported seem to have been fruitful, with a satisfactory number of participants. Nevertheless, in line with what has been previously highlighted, the questionnaire participation has been very low. This issue should be tackled in the future by exploring ways to improve the design of the questionnaire, its platform implementation and the incentives given to participants to fill it. The responses given, although bearing little representativity, provide some useful insights into the expectations of stakeholders, what could draw people to GrEnFin and what could be further improved.



# Greening Energy Market and Finance



ALMA MATER STUDIORUM  
UNIVERSITÀ DI BOLOGNA



University  
of Economics  
in Katowice

